

Stellar Masers as Probes of the Galaxy



Y.M. Pihlström, UNM



National Science Foundation Grant 1517970/1518271



Masers as probes of the Galaxy

Single epoch: Positions and velocity

Multiple epochs: Proper motion and parallax distances

Probes of structure and dynamics

- Using CH₃OH and H₂O masers in star forming regions
 - Example: BeSSel
- Using SiO and OH masers in evolved stars
 - OH and SiO: Deguchi et al; Habing et al; Sevenster et al.; Messineo et al., Sjouwerman et al.; Fujii et al.
 - SiO: BAaDE

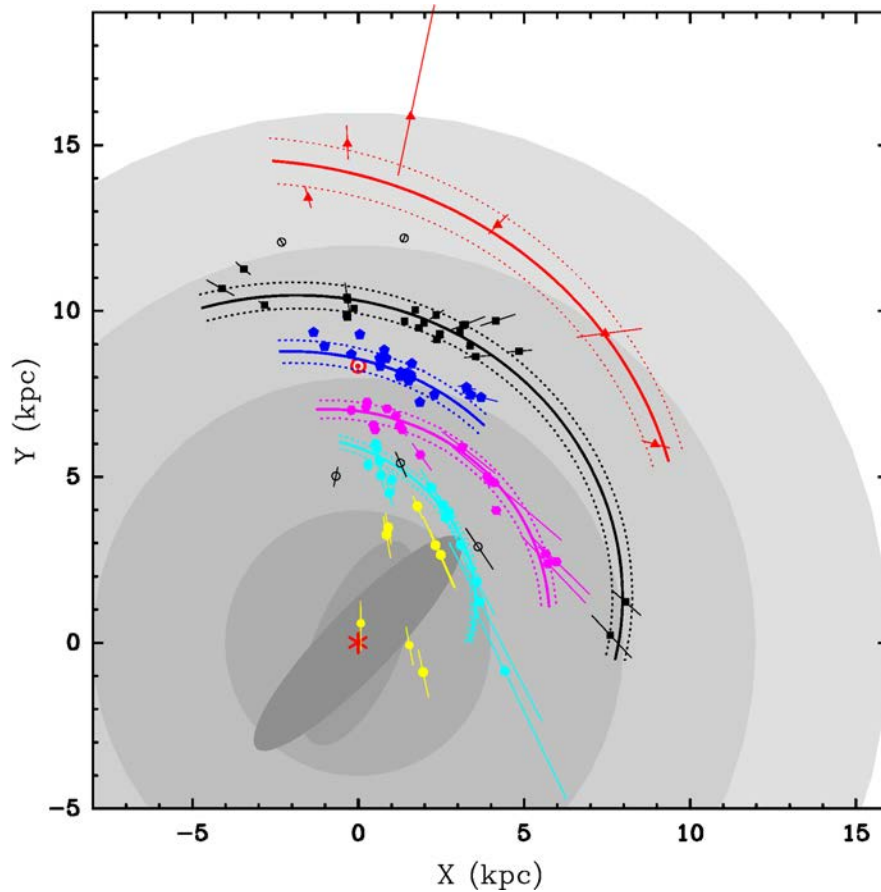
Probes of the stellar environment (in the Galaxy)

- Circumstellar envelopes for SiO and OH
- Metallicity effects as a function of position in Galaxy

Bar and Spiral Structure Legacy Survey

BeSSeL, using CH₃OH and H₂O

- Structure of the Galaxy, by determining positions of spiral arms
- Parameters like rotation speed and distance to GC derived



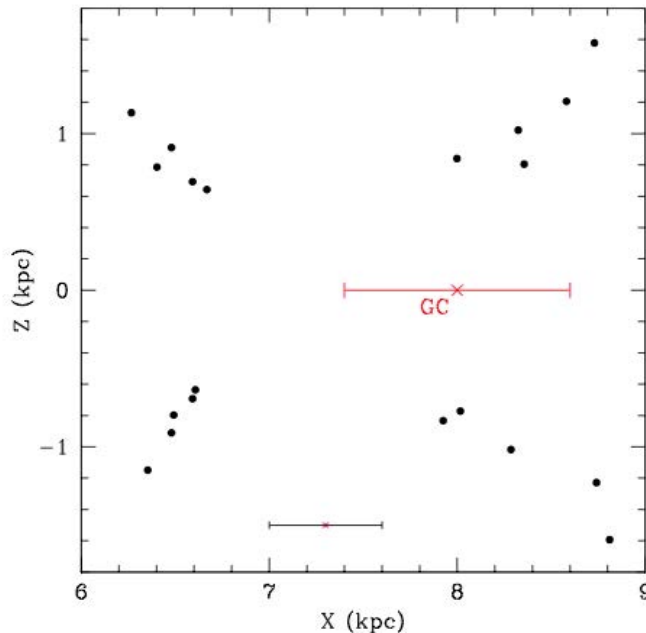
Reid et al. 2014

Galactic dynamics: bar/bulge

Details about structure, age, chemical composition, kinematics

- Evolution: Classical Bulge or “buckling”?
- Cylindrical rotation (triaxial or boxy shapes, Howard et al. 2008; Rich et al. 2007)

Want information of stellar orbits!



McWilliam &
Zoccali 2010

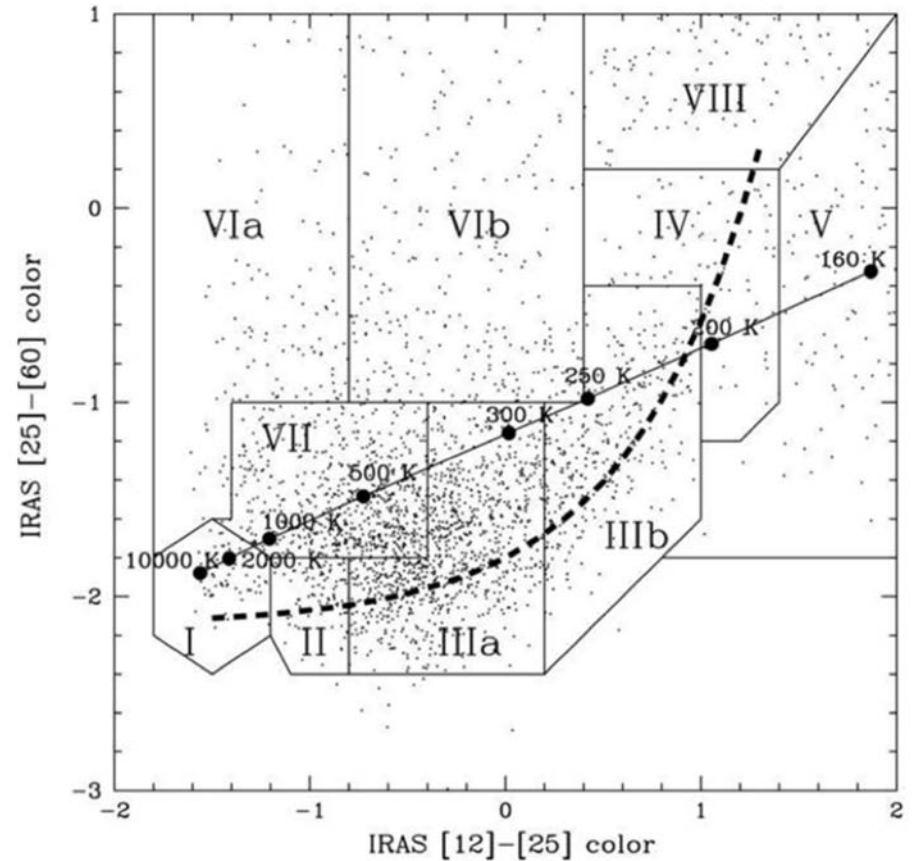
NGC4710



IRAS and evolved stars

Low mass, evolved stars good potential probes.

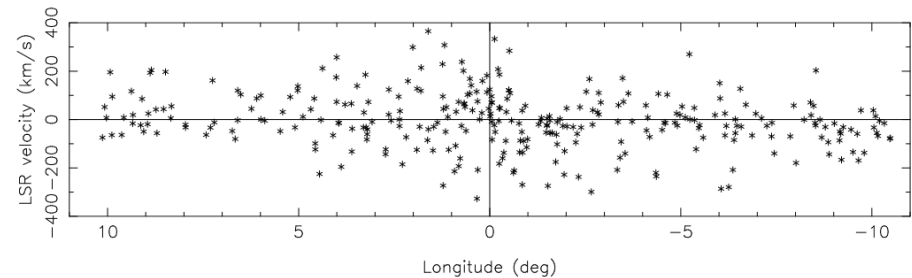
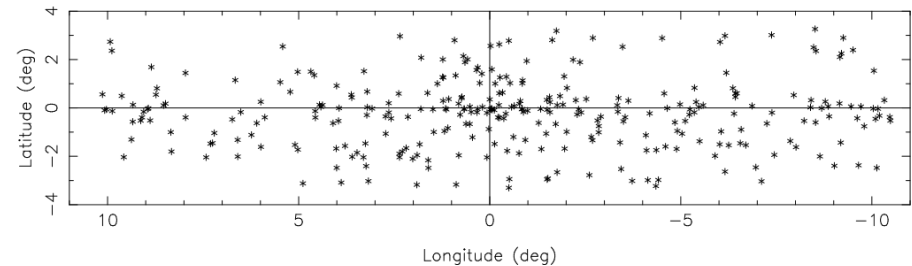
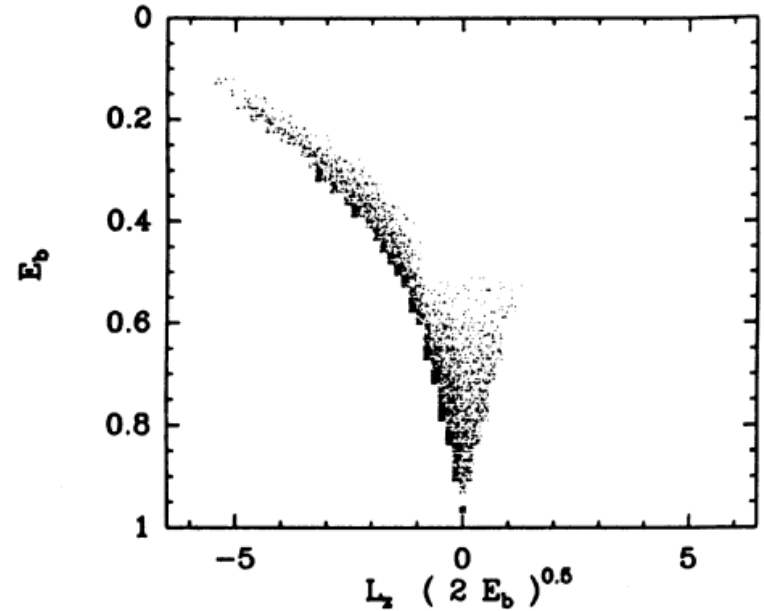
- InfraRed Astronomical Satellite
 - 1983, all-sky survey
 - 12, 25, 60 and 100 μm
 - 300,000 sources
- Color-color diagram
 - Rough SED shape
 - Circumstellar material
 - Predict stellar masers
- About 1 arcmin beam
 - Confused in Gal. Plane



Van der Veen & Habing 1988

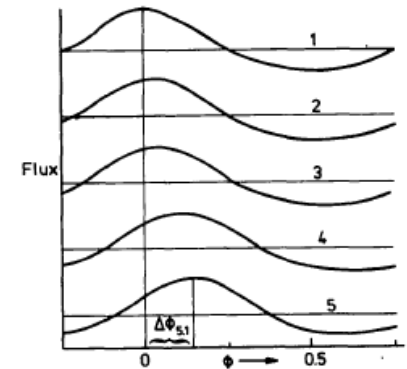
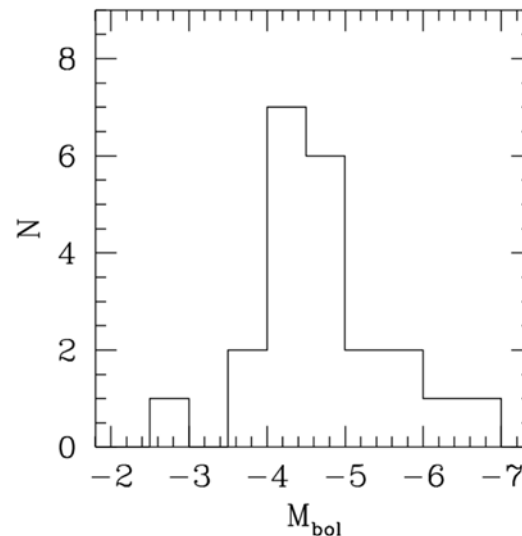
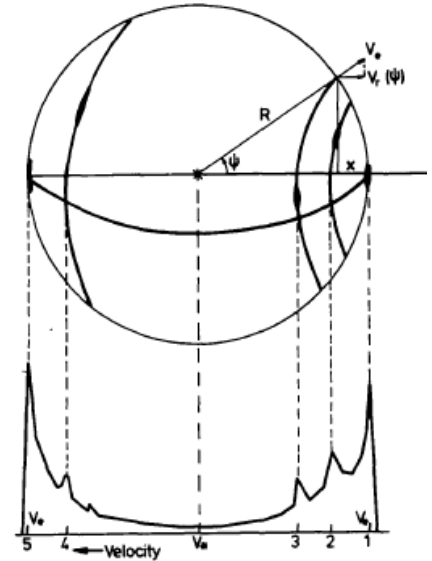
Galactic 1612 MHz OH masers

- Targeted surveys using IRAS colors
 - Obtain line-of-sight velocity
 - Dynamical models of Galaxy (e.g., Te Lintel-Hekkert et al. 1991)
- Blind surveys in Plane & GC
 - Much higher maser density
 - Few IRAS detections/colors (e.g. Lindqvist et al. 1992; Sevenster et al. 1997ab, 2000)



Individual follow-up observations

- Stellar and circumstellar environment properties
 - e.g., Olofsson et al.
- (phase-lag) distances & proper motions
 - e.g. Herman et al. 1985; Van Langevelde et al.
- Bolometric luminosities
 - e.g. Blommaert et al. 1998



Specific dynamics/kinematics

Different populations

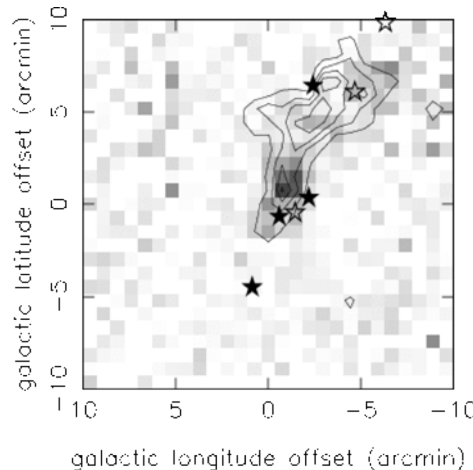
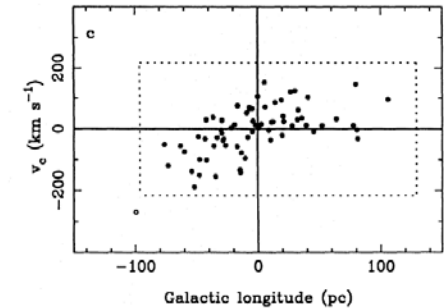
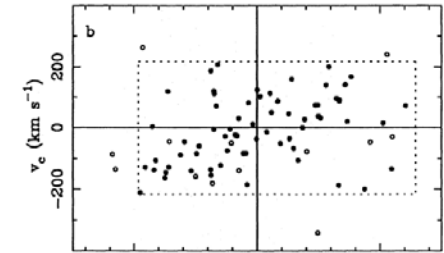
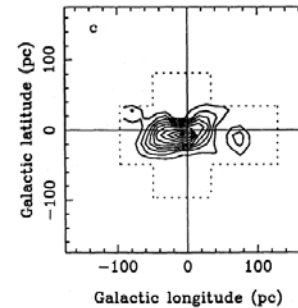
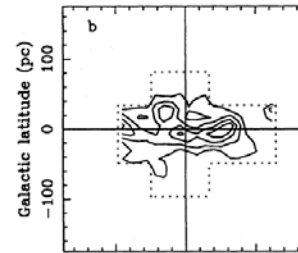
- Galactic rotation versus other types of orbits
- Bulge modeling

High velocity stars

- Individual encounters
- Elongated orbits
- Captured system

~4,000 OH masers in total in the MW,
insufficient sample

(Vauterin & Dejonghe)

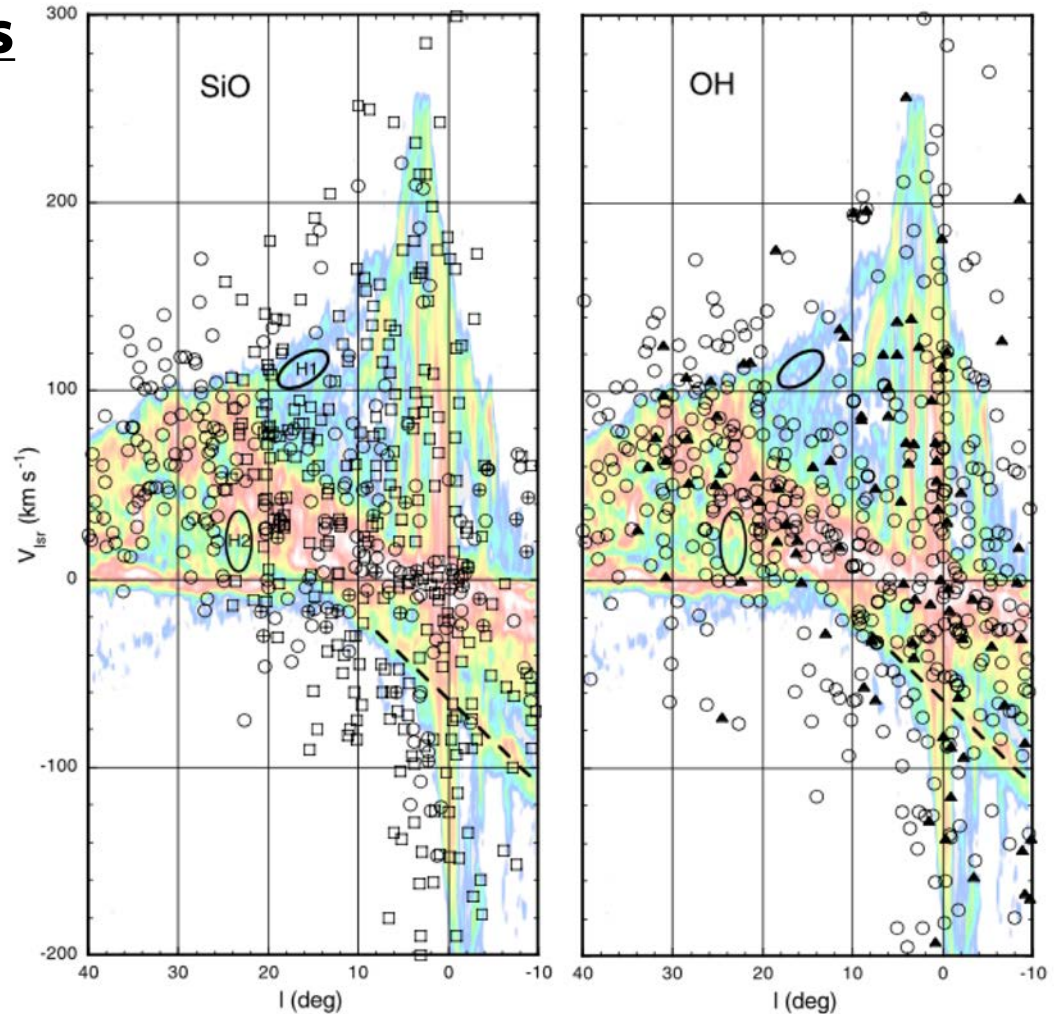


Lindqvist et al. 1992;
Sjouwerman et al. 1999)

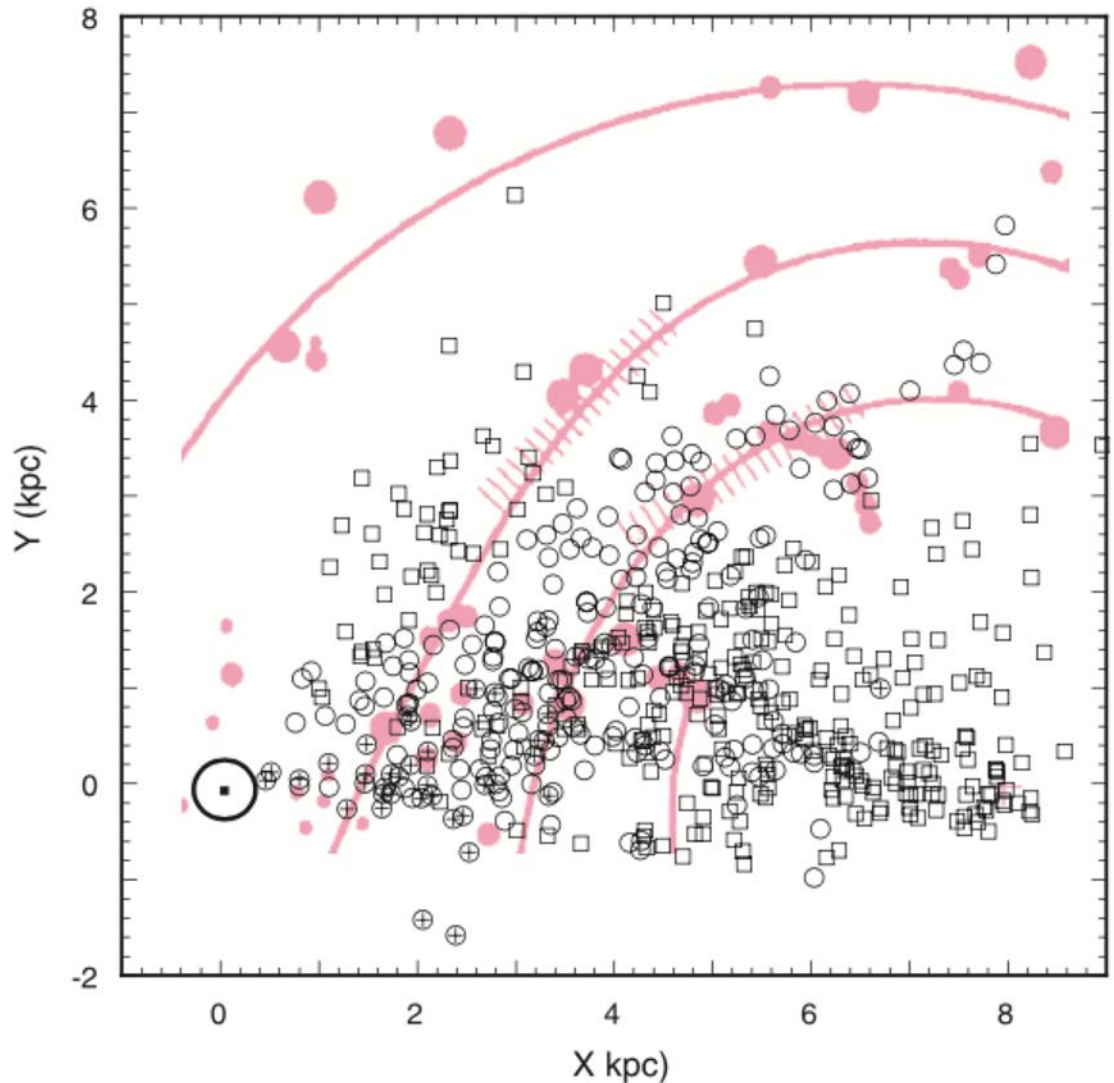
43 GHz SiO maser surveys

SiO has the benefit of occurring in stars with lower mass-loss rates

- Deguchi et al., Messineo et al., Benson et al., Izumiura et al. , Fujii et al.
- Here comparison with CO(1-0) from Dame et al. 2001



- Using Galaxy rotation curves to position the maser stars
- In total around 4,000 SiO maser stars in the literature, most toward the Bulge region

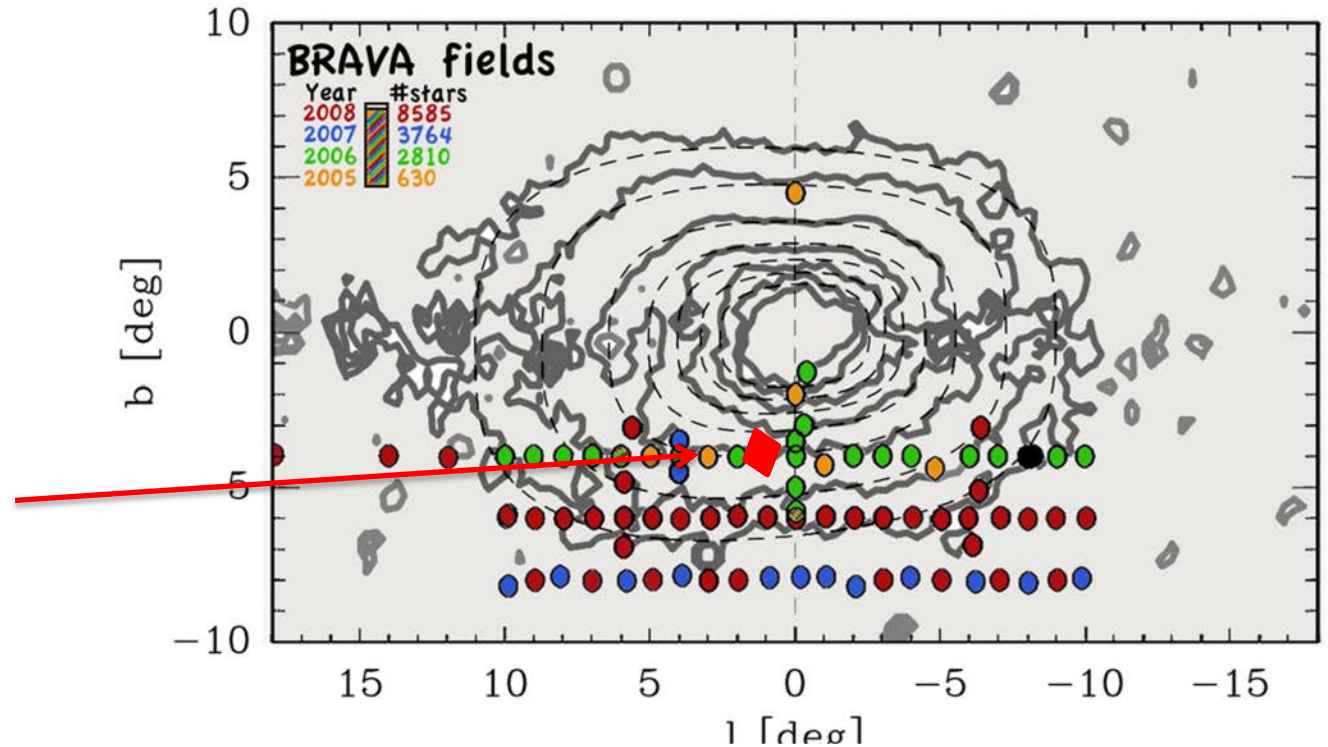


Optical/near-infrared surveys of the bulge

For example:

- BRAVA
- OGLE
- APOGEE
- ARGOS
- GIBS

Baade's Window



Cannot penetrate the Bulge and Plane region

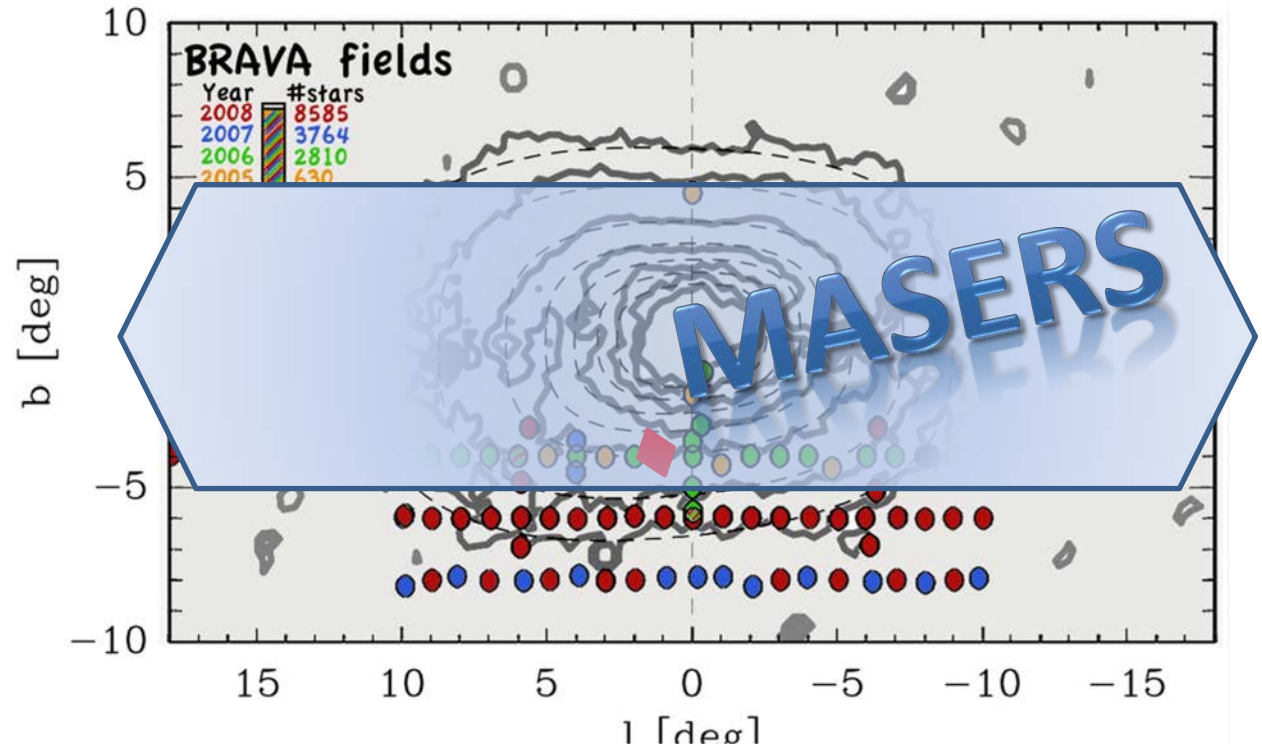
Rich et al. 2007;
Kunder et al. 2012

Optical/near-infrared surveys of the bulge

For example:

- BRAVA
- OGLE
- APOGEE
- ARGOS
- GIBS

Extended version
BAaDE's Window



Cannot penetrate the Bulge and Plane region

Rich et al. 2007;
Kunder et al. 2012

The BAaDE project:

Bulge Asymmetries and Dynamical Evolution

Aim:

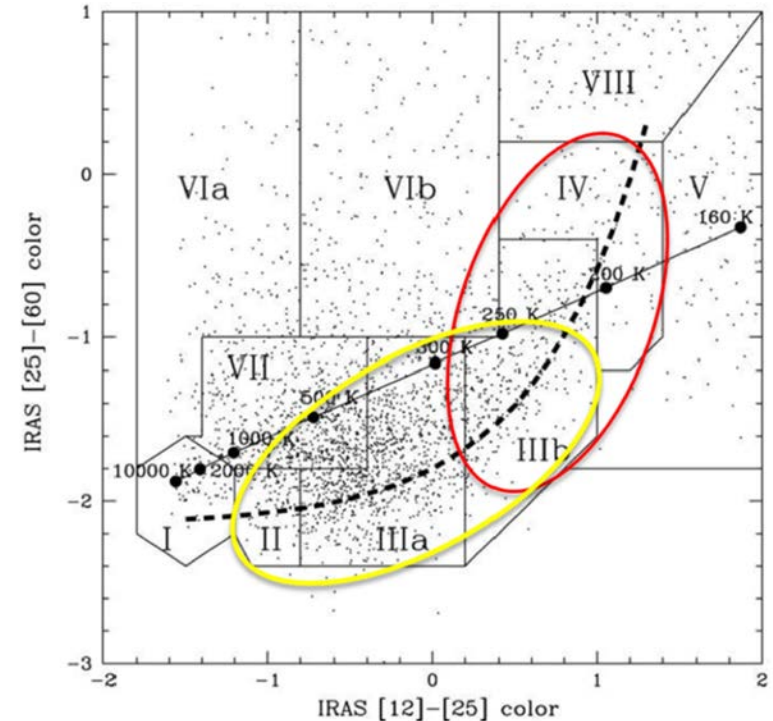
- *Significantly* improve models of the dynamics and structure of the inner Galaxy
- Probing into regions not reachable with optical surveys in the Galactic Bulge/Plane
- Using stellar masers as *radio* detected point-masses
- Complementary to, e.g., Gaia and BeSSeL

The BAaDE project:

- Survey of evolved stars for maser emission:
 - Survey ~28,000 AGB/RGB stars for SiO masers using both VLA and ALMA (at 43 & 86 GHz)
- Galaxy modeling using line-of-sight velocities
- VLBI astrometry for characterizing orbits in a small subsample of the sources
 - Complement optical data (statistics/Gaia, [Next talk by L.H. Quiroga Nunez](#))

Detecting SiO masers in stars: IRAS

- SiO masers are found
 - In both AGB and RGB stars
 - In lower mass-loss objects
 - Thinner circumstellar shells
 - IRAS color-color diagram:
 - In sources not too red
 - Not in OH/IR stars
 - Not in Carbon-rich stars
- In Bulge: **not** by using the IRAS data.

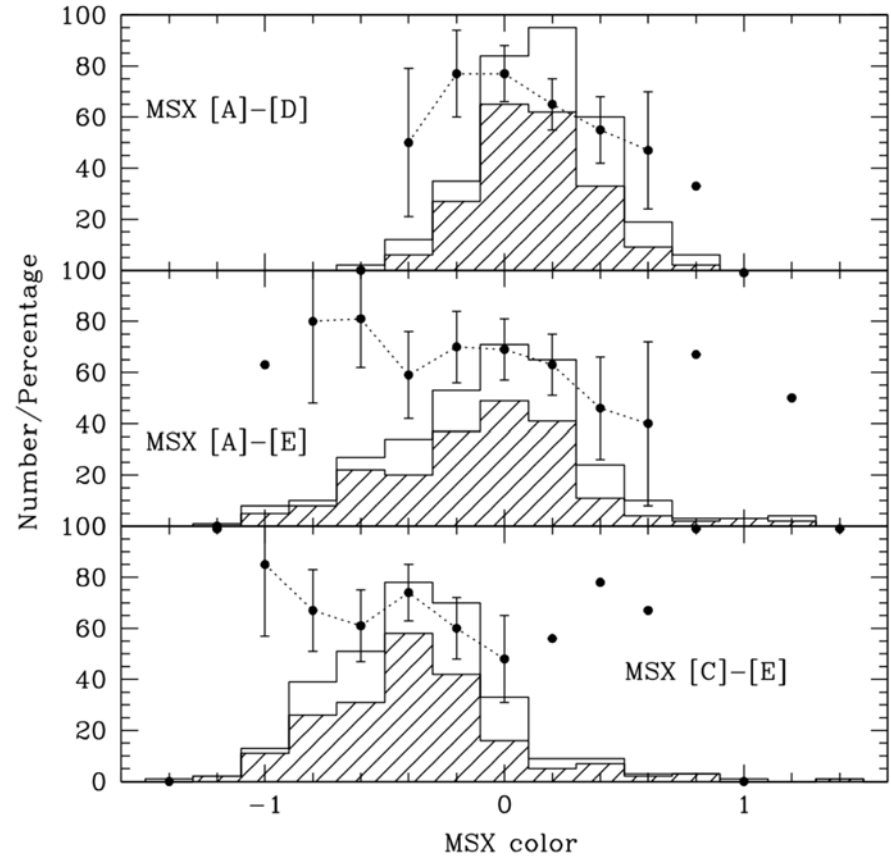


Van der Veen & Habing 1988

SiO masers in MSX sources

Midcourse Space eXperiment (MSX, 1996)

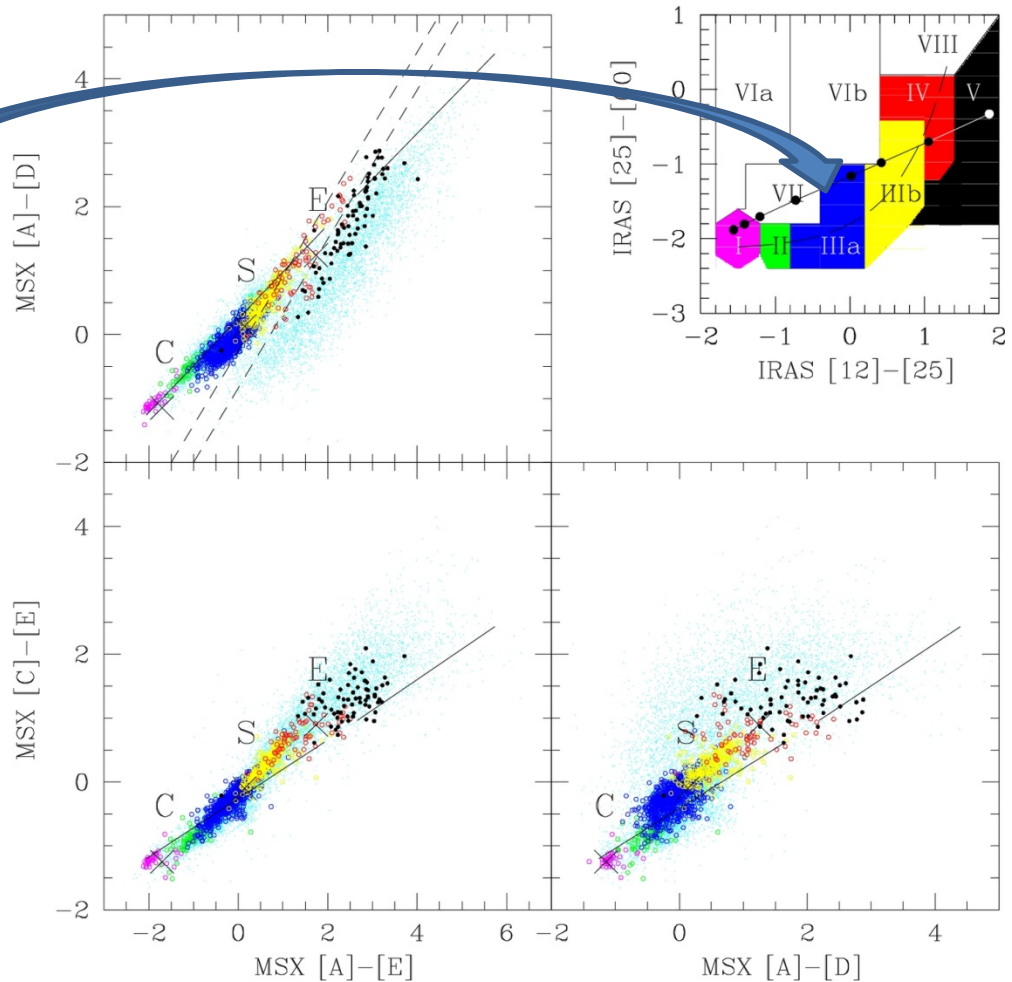
- Make equivalent IRAS color-color diagrams
 - 440,000 objects in the Plane
 - 8, 12, 15 and 24 μm (no $\sim 60 \mu\text{m}$)
- MSX color selection
 - 50-90% SiO masers (Sjouwerman et al. 2009)
 - Convert IRAS to MSX regions



Sjouwerman et al. 2009

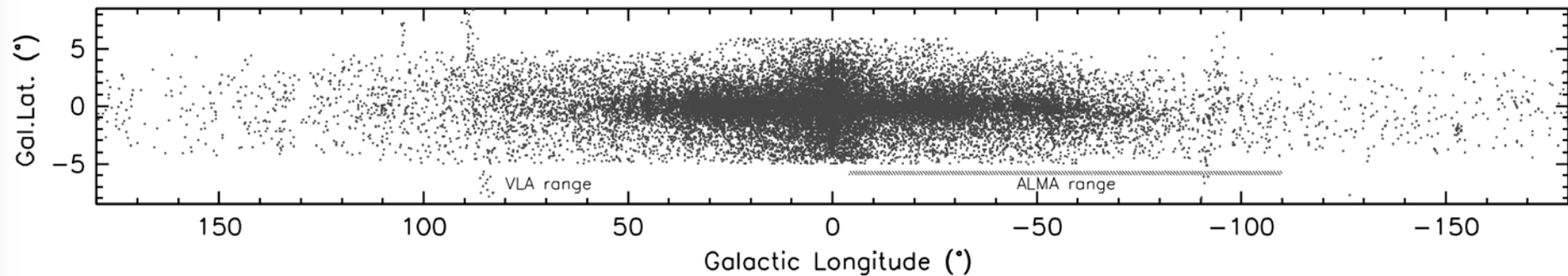
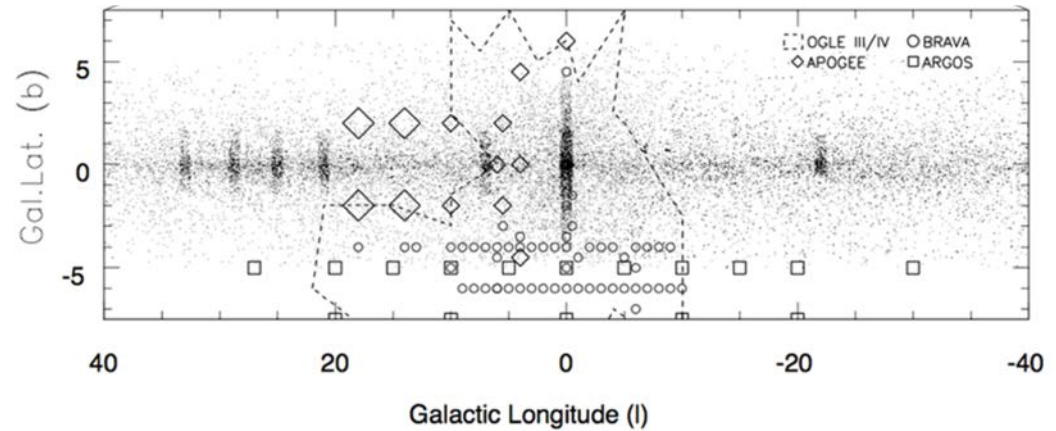
MSX color-color diagrams

- IRAS c-c legend
- CSE sequence
Circumstellar envelope
– i.e. shell thickness
- 3 distinct **iiia/blue** color selections to select sources with SiO masers
- No de-selection of Carbon-rich stars



MSX target selection

- In the plane, $|b| < 5^\circ$, samples the Galactic plane where optical surveys do not reach and where dynamics are most revealing
 - Concentrated in Bulge
- ~28,000 targets
 - ~19,000 VLA: 43 GHz
 - ~9,000 ALMA: 86 GHz

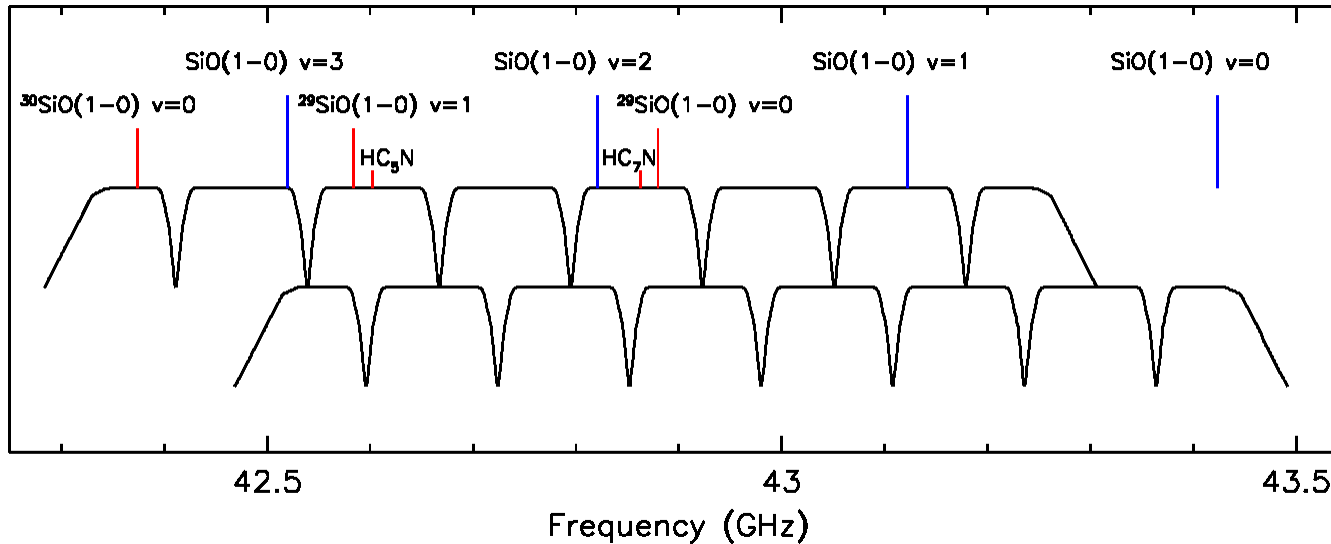


Observational strategy

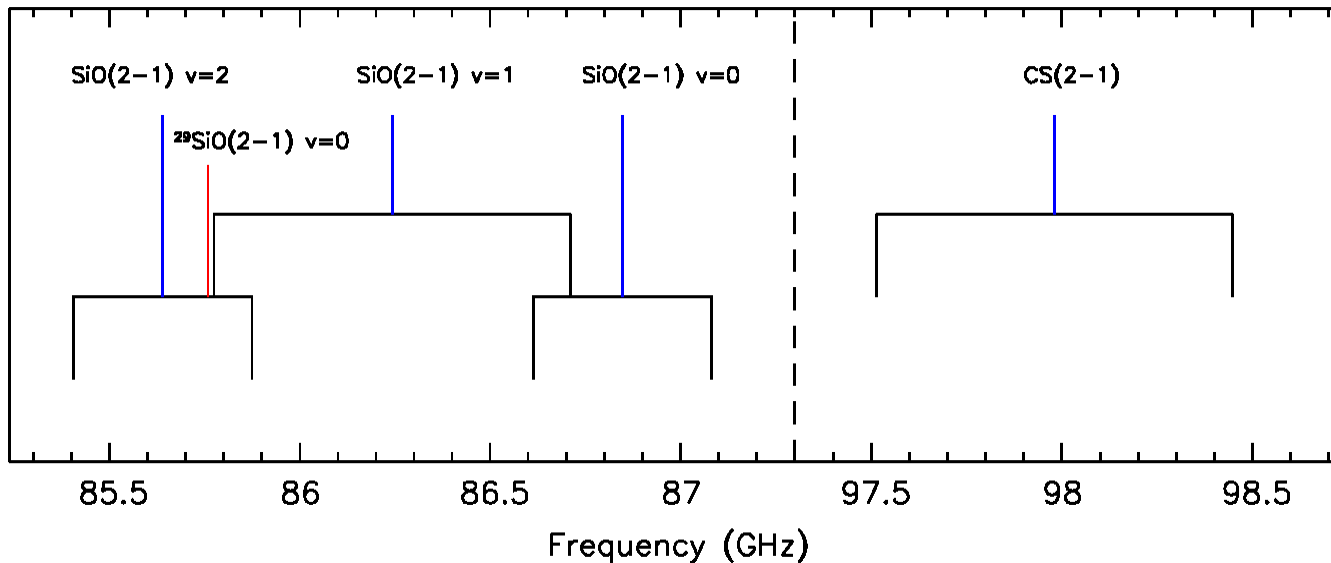
- Bright enough for follow-up VLBI
 - 15 mJy/bm/ch rms, 100 mJy/bm/ch maser peaks
 - Less than one minute per source (ALMA or VLA, 1.7 km/s)
- Maximize detection rate
 - Cover multiple lines, including potential Carbon
 - Multiple transitions yield more accurate velocity
- Minimize overhead (mostly for VLA)
 - Fast-switching without fast-switching!
(almost the same as phase-referencing, although utilizing masers)
 - Instead of >750 fast-switching hours, applied for 410 VLA hours
 - ALMA observations scheduled differently

Observational setup

Multiple maser lines, also lines for Carbon-rich stars



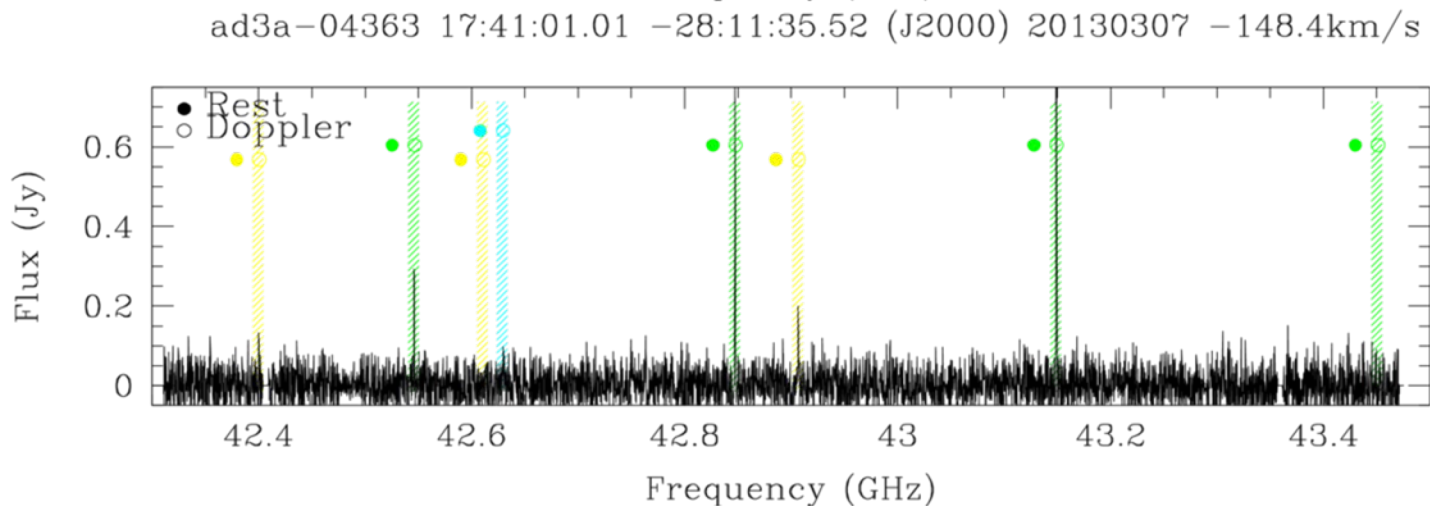
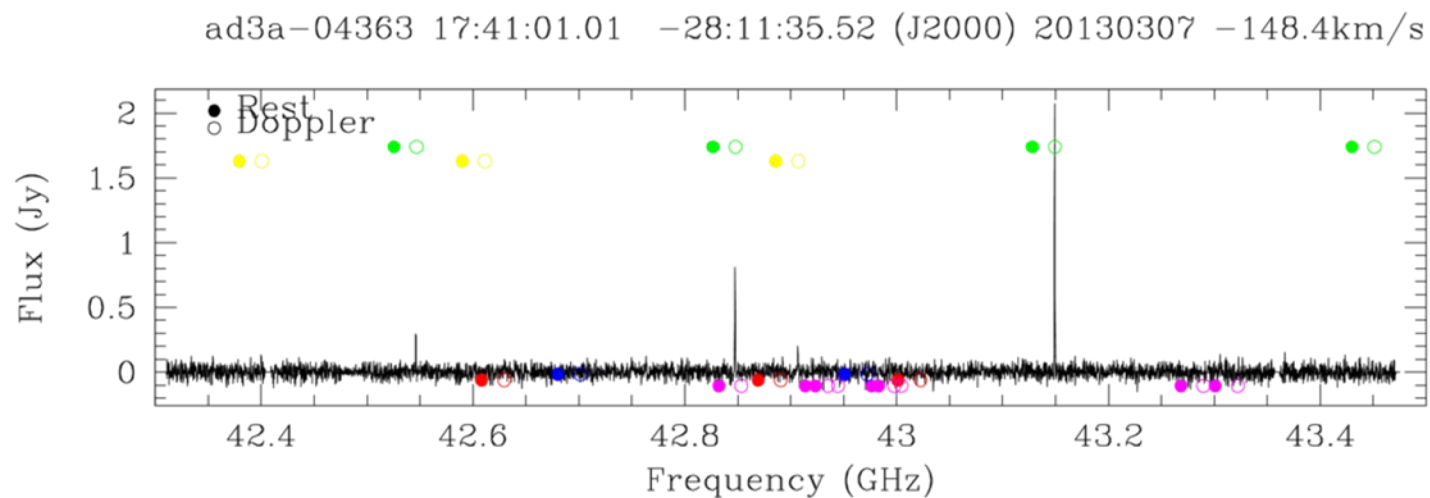
VLA 43 GHz



ALMA 86 GHz

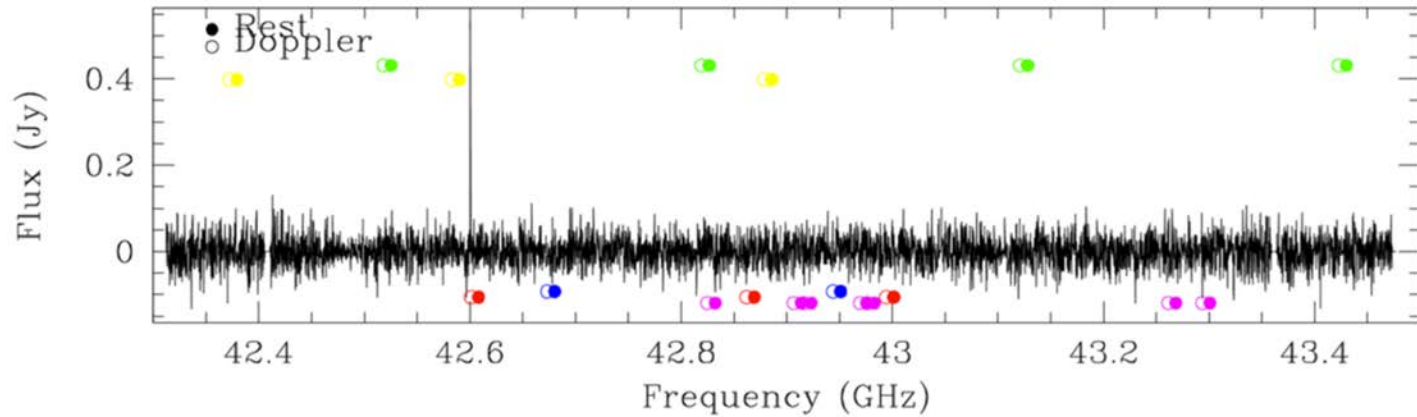
VLA data results

- Typical at 43 GHz: $v=1$ and/or $v=2$; rate about 60-70%

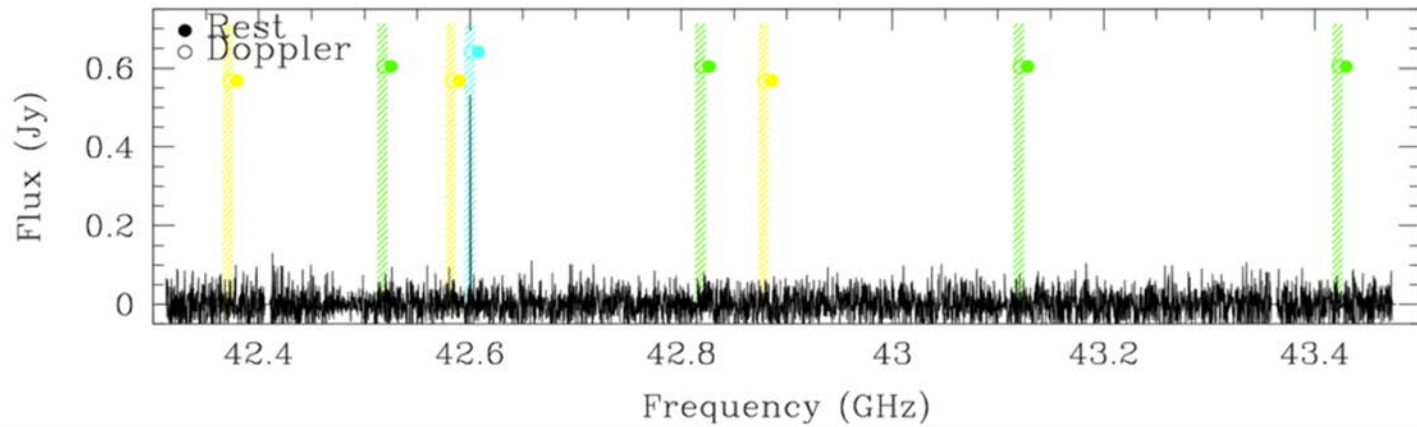


Carbon-rich detection of HC₅N, near ²⁹SiO (v=1)

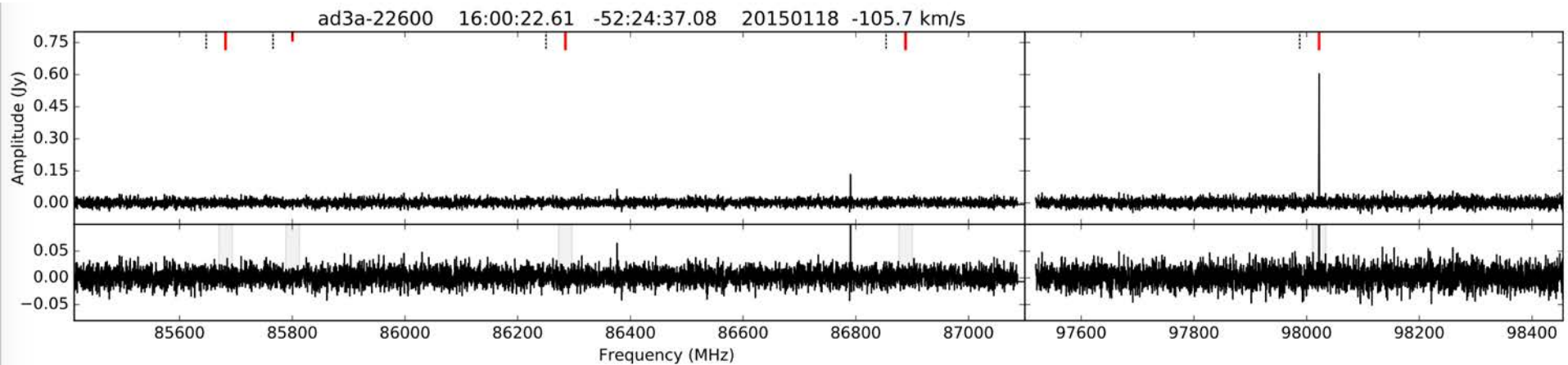
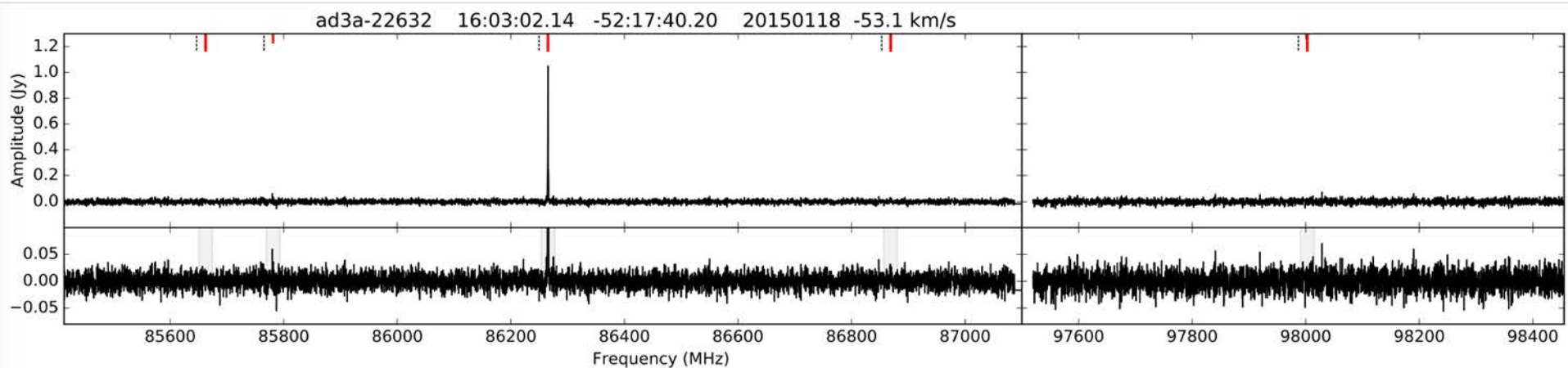
ad3a-05239 17:29:46.63 -26:52:30.72 (J2000) 20130405 50.6km/s



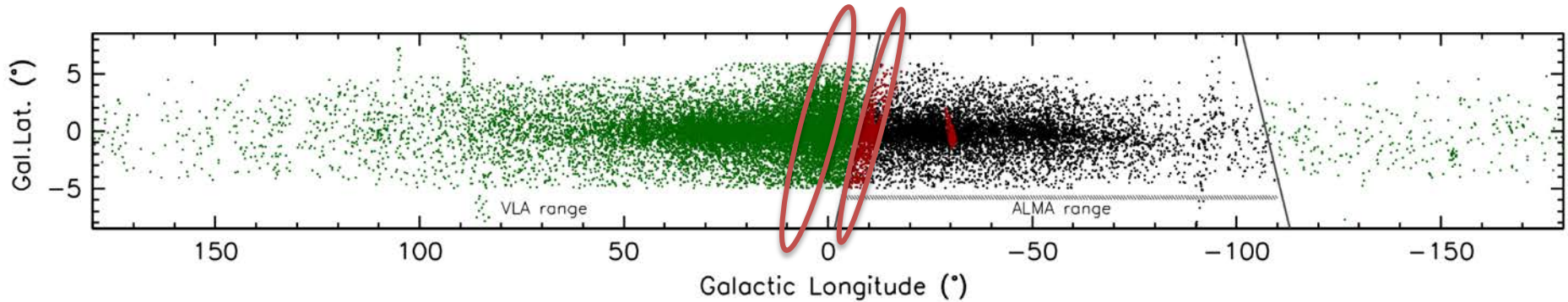
ad3a-05239 17:29:46.63 -26:52:30.72 (J2000) 20130405 50.6km/s



Typical ALMA results



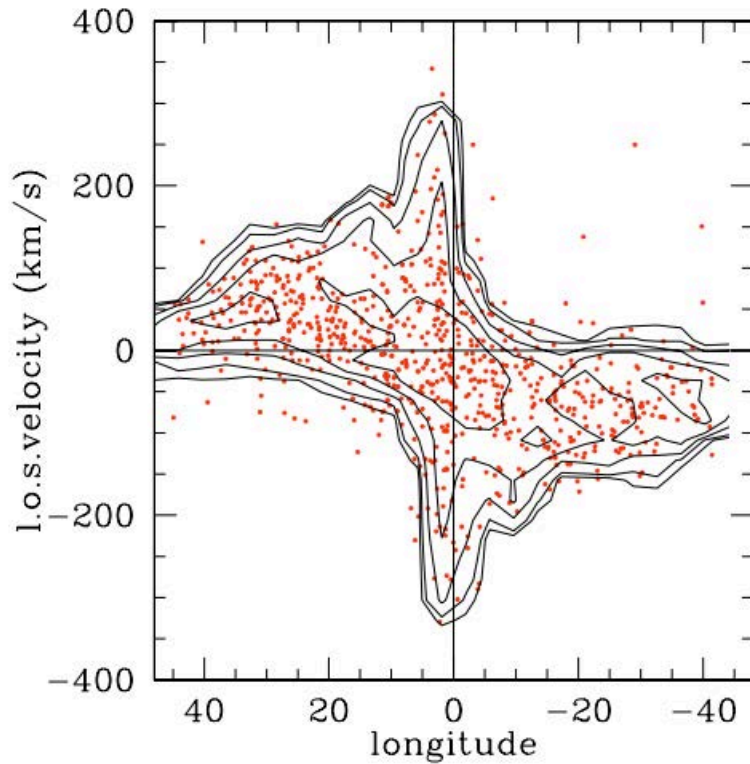
Current status of survey



- ALMA
 - Pilots of 200+1200 stars observed and reduced
 - Cy 5 schedules for 2300 more stars created
- VLA
 - 3600 stars in Bulge analyzed
 - 3500 stars, all in outer Plane reduced
 - Remaining (12,000 in greater Bulge) all observed, reduction started this week.
- VLBI
 - Current pilots & calibrator searches with EVN/VERA/VLBA

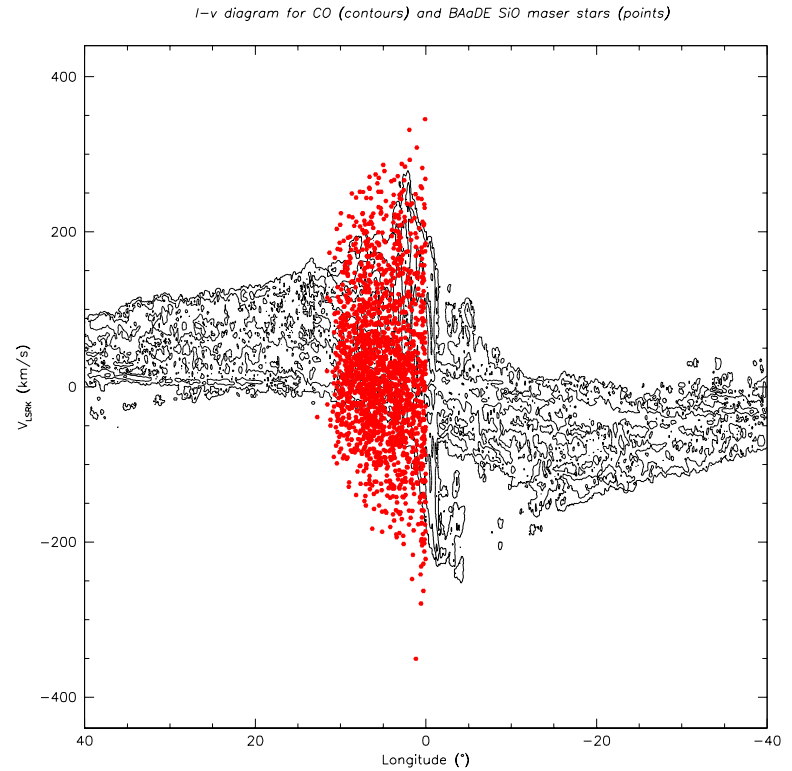
Longitude-velocity diagram

OH maser density



OH/IR star summary from Habing

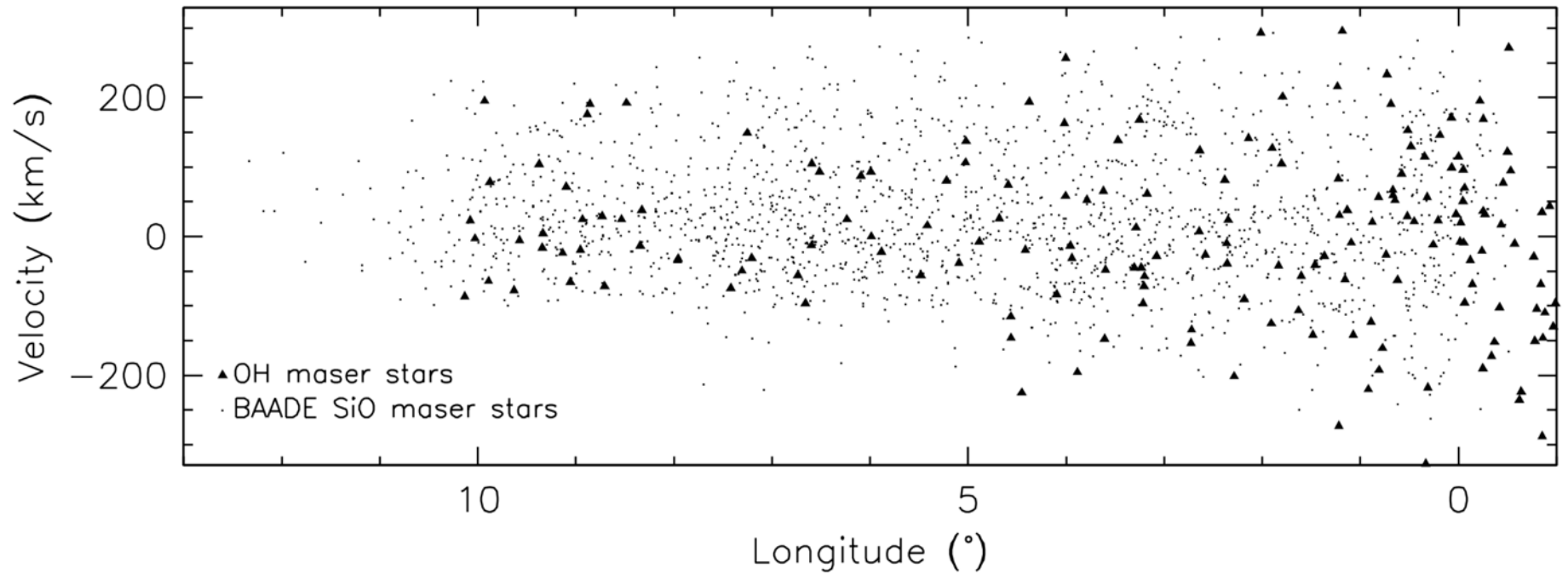
BAaDE SiO maser density



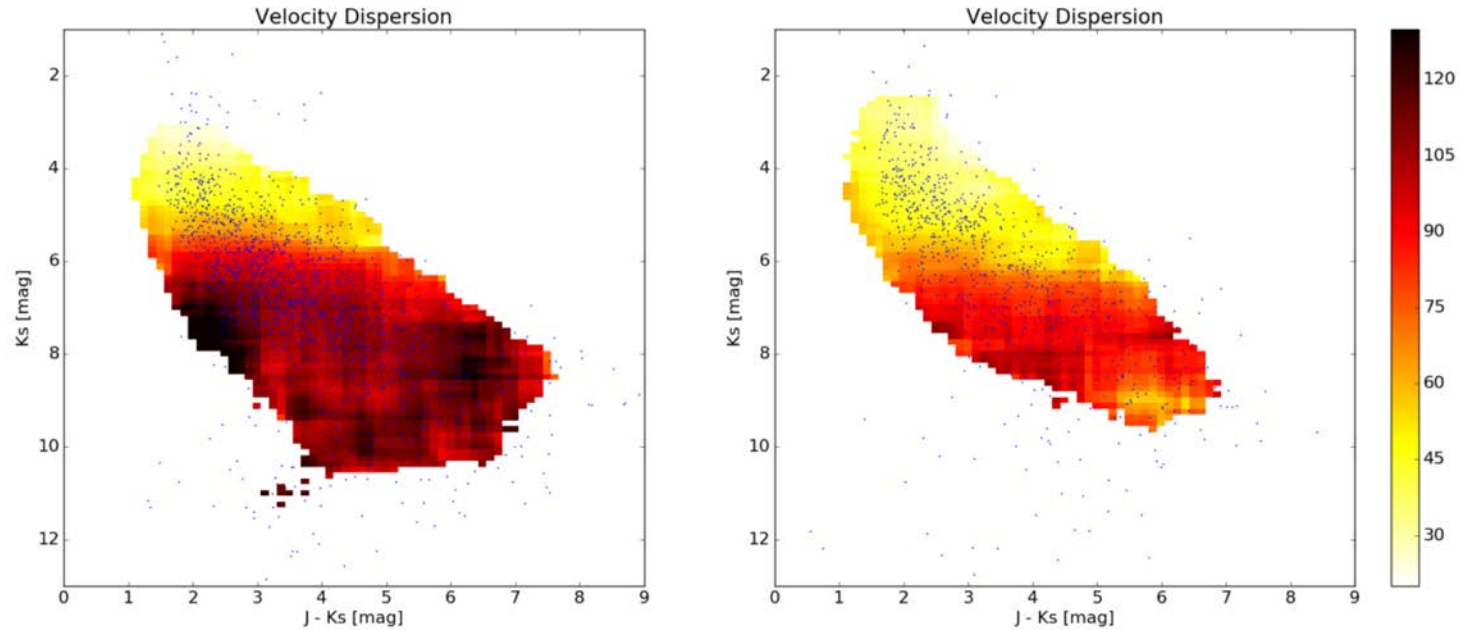
CO contour map from Dame et al.

Longitude-velocity diagram

OH maser density (triangles) versus BAaDE SiO masers (dots)

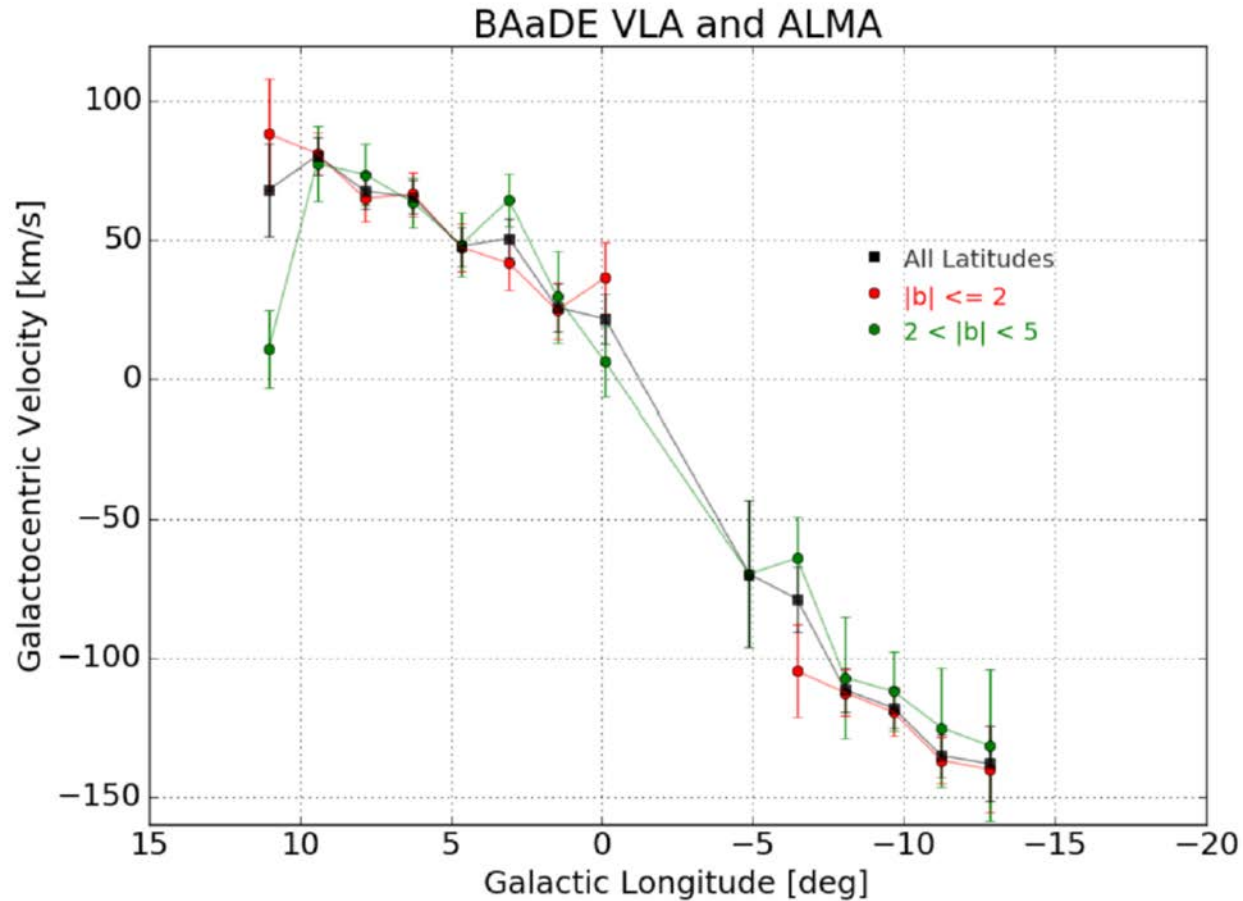


Initial results: population studies



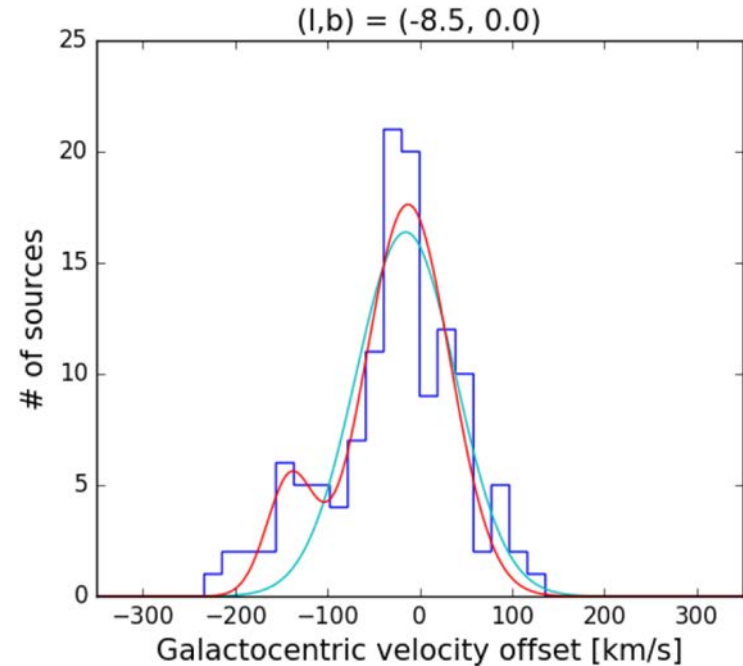
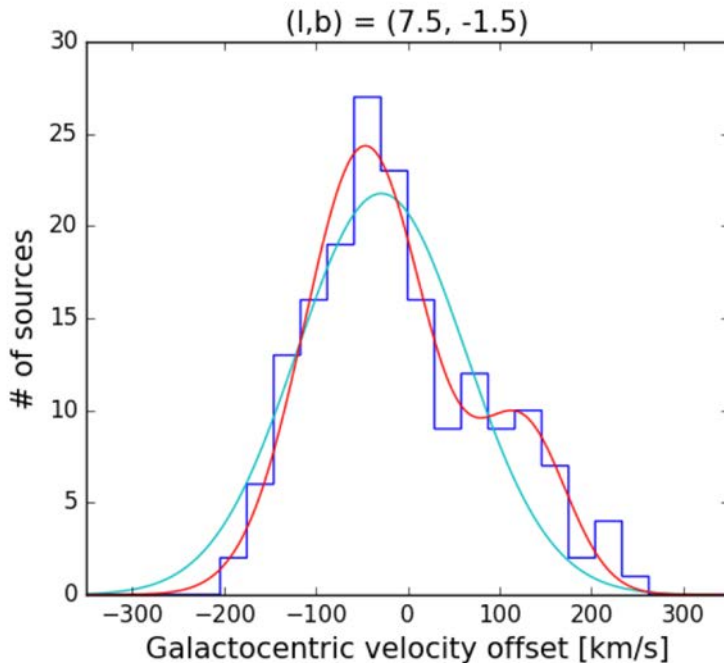
- Foreground vs bulge population based on velocity dispersion (Trapp et al., in prep)

Initial results: cylindrical rotation



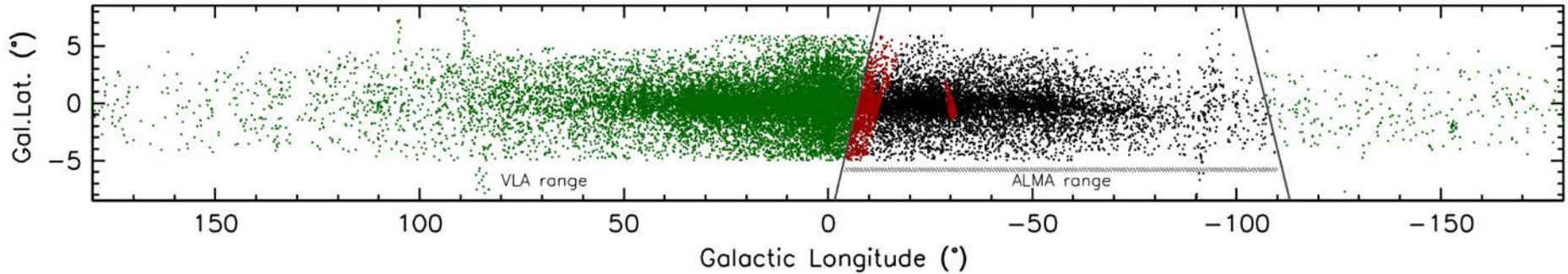
- Rotation curve similar at different latitudes

Initial results: additional kinematical population?

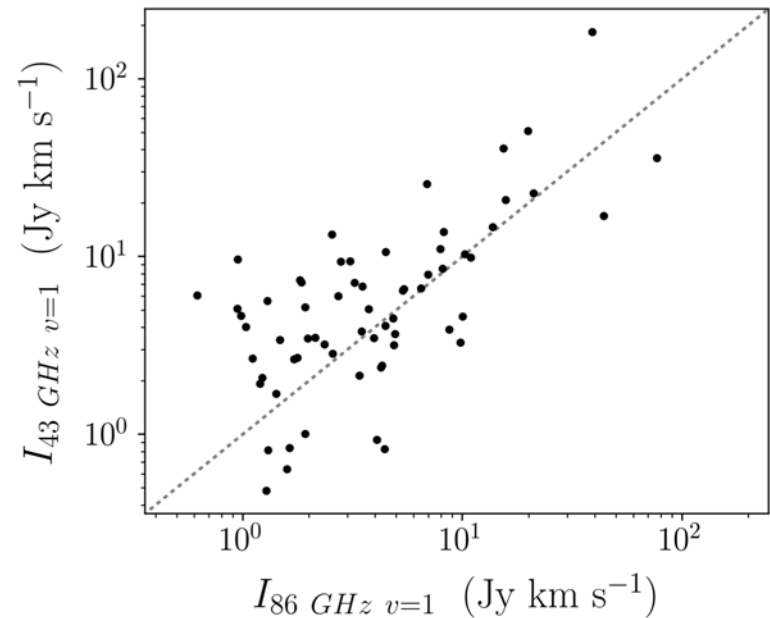


- This possible excess density feature hinted at previously at +200 km/s in APOGEE data (Aumer & Schönrich 2011)
- Separate kinematical population or combined effect from bar+foreground disk?
- Haring 2016: In fact an effect from the expected set of stellar orbits in the bar potential

Transition and Malmquist bias



- Is 43 GHz and 86 GHz SiO co-occurring?
- Is the 86 GHz on average brighter than the 43 GHz $v=1$ transitions?
- Near-simultaneous observations using ATCA implies 43 GHz $v=1$ may be brighter, although a very large scatter (Stroh et al., in prep)



BAaDE spin-offs and by-products

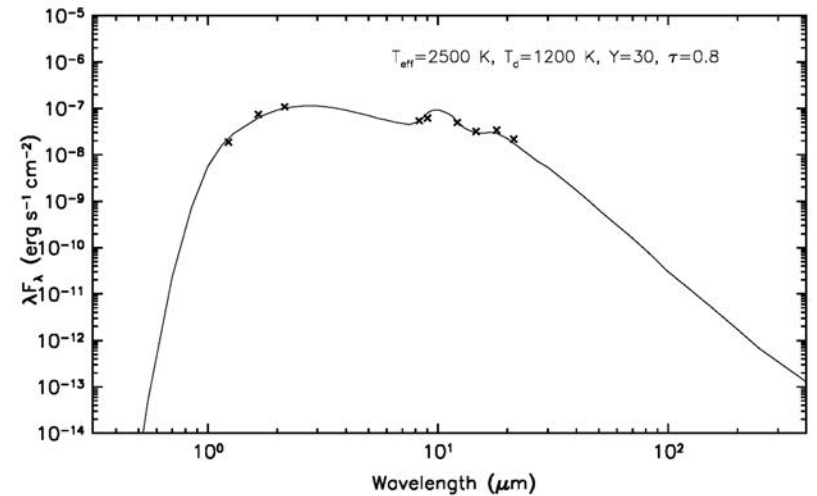
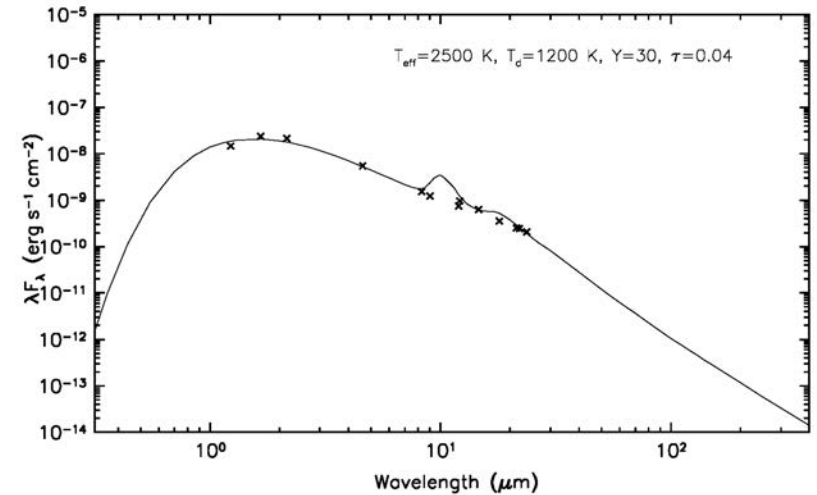
Huge data base of stars harboring SiO masers!

- Statistics of SiO maser line ratios (including isotopologues), thermal transitions
 - Typical pumping conditions
- SiO maser detection rate as function of longitude/population
 - Metallicity effects
 - Age population effects (younger disk stars vs older bulge stars)
- Luminosity functions
- IR characteristics for 28,000 evolved stars
 - Correlate with the SiO detections (color, underlying SED properties)
 - Improved IRAS CC diagram with information about shell

...and most of the above for Carbon-detections

Circumstellar envelopes

- Every target IR selected from MSX
 - Additional data from 2MASS, WISE, GLIMPSE, Herschel, etc.
- MSX color “slope” range in SED
 - Different envelopes/shells
- Modeling and binning:
 - Range of stellar/CSE properties (function of color?)
 - $F_{\text{bol}} \Rightarrow$ rough distance estimates
 - Statistical using template SEDs
 - De-reddening effects
 - Detected/non-detected, **carbon!**



Follow up

Individual stars

- infrared spectroscopy: metallicity
- astrometry: accurate distance and proper motion

SEDs/magnitudes/velocities may be used for rough (statistical) distance estimates

- May be possible to derive parallaxes for a subset using VLBI
- Test and calibrate the statistical estimates
- Complement optical data (Gaia)

Additional spin-off:

- New 43/86 GHz calibrators in the bulge/plane
- Both for connected element (VLA/ALMA) and VLBI

Summary

- Stellar masers effective probes of the Galactic structure and dynamics
- New surveys capable of greatly increasing the number
- BAaDE project: Huge database for dynamics but also
 - SiO and Carbon line statistics (long/lat, color)
 - Information about the CSE: optical depths, variability
 - VLBI follow-up for parallaxes and 3-D orbits
 - Preparing SiO/IR catalog, including vel/pos/line ratios etc.
- Need ngVLA + VLBA for large scale astrometry of these targets

The BAaDE collaboration

- Co-PI's:
 - Loránt Sjouwerman (NRAO) & Ylva Pihlström (UNM)
- Co-I's:
 - Mark Claussen (NRAO)
 - Mike Rich & Mark Morris (UCLA)
- Students:
 - Isaiah Santistevan, Cameron Trapp, Patrick Latimer & Chris Gallagher (UNM undergrads)
 - Michael Stroh, Megan Lewis & Eddie Hilburn (UNM)
 - Adam Trapp (UCLA)
 - Luis Henry Quiroga Nuñez (JIVE/Leiden)
- van Langevelde (JIVE), Habing (Leiden), Shen (UCLA), ..

National Science Foundation Grant 1517970/1518271